



Grande Series

Door furniture & deadbolts



The new Schlage Grande Series is the perfect finishing touch to add style and splendour to any door in the home.

Combining ease of installation with contemporary and architectural designs, this series is not only aesthetically pleasing but incredibly durable and functional. Perfect for residential and light commercial applications such as retirement homes and apartments. The range is available in standard round rose, or square rose as an optional accessory. The Schlage commitment to product quality and integrity is your key to peace of mind, with all of our products designed to meet the most stringent quality standards and backed by extensive warranties.

Features

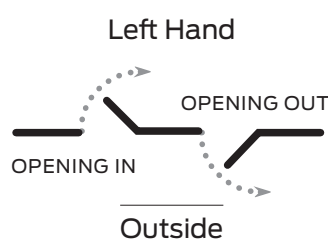
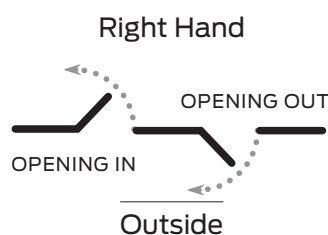
- Available in five elegant lever designs
- 64mm rose to cover both 54mm and 25mm hole preparations
- Lever and rose constructed of high purity zinc alloy
- Can be used with both tubular latches or mortice locks
- Non-handed except Mila dummy trim
- Satin chrome plate square rose caps available in Alba and Stella (sold separately).
- Built in privacy push-button for ease of use
- Replaceable spring
- Centra lever is AS1428:1-2009 compliant

Specification guide





Series	Lever	Function	Finish
Grande G	Alba A	Dummy trim DT	Satin chrome plate SCP
	Centra C	Latch furniture LAF	
	Diva D	Passage set PAS	
	Mila M	Privacy set PRI	
	Stella S		

1. Series
Select the required series e.g. Grande G
2. Lever
Select the required lever design e.g. Centra GC
3. Function
Select the desired function e.g. Passage set GCPAS
4. Finish
Select the desired finish e.g. Satin chrome plate GCPASSCP

Handing guide



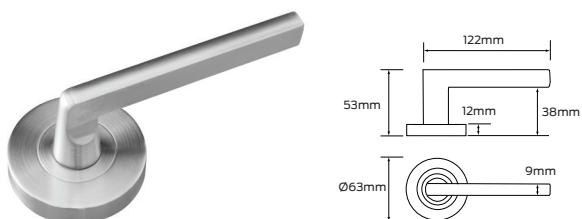
Specifications	
Door type	Timber or metal
Door thickness	Passage set 32mm to 50mm Privacy set 32mm to 42mm
Door preparation	54mm or 25mm hole
Backset	60mm or 70mm
Spindle size	7.6mm or 8.00mm
Compatible locks/ latches	Tubular latches, ME Series mortice locks 990 Series mortice locks
Fixing	Concealed through fixing
Materials	Zinc die cast lever and rose
Finishes	Satin chrome plate
Warranty	10 year mechanical and finish when used on residential applications

Functions	Outside	Inside
DT - Dummy trim Inactive lever which is used as a door pull or matching trim		
LAF - Latch furniture Two levers to be used with a latch, mortice lock or converted to dummy trim with fixing kit		
PAS - Passage set (60mm or 70mm backset) Both levers always unlocked		
PRI - Privacy set (60mm or 70mm backset) Push-button locks outside lever (outside emergency release). Inside lever unlocks door		

Grande Series lever designs

Alba

Finish: Satin chrome plate



Centra




Finish: Satin chrome plate



Diva


Finish: Satin chrome plate



Mila




Finish: Satin chrome plate



Stella

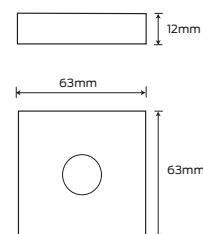
Finish: Satin chrome plate



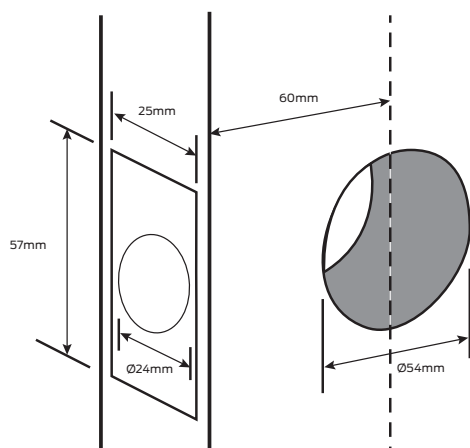
Square rose cap

Optional extra in passage and privacy.
Supplied in twin pack visual hang sell
packaging

Finish: Satin chrome plate



Door preparation



AS1428:1-2009 compliant

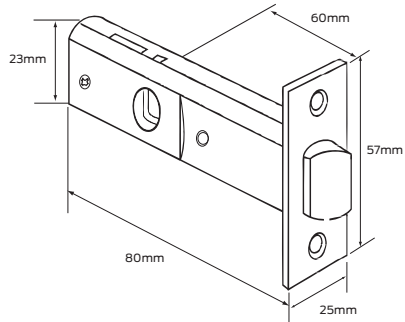


Denotes handing
Dummy trim only

Grande Series accessories

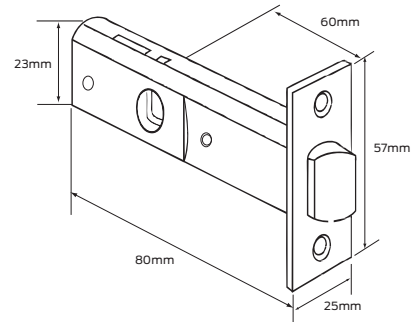
Passage latch

60mm backset
Finish: Satin chrome plate



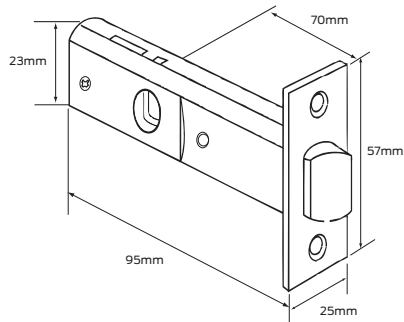
Privacy latch

60mm backset
Finish: Satin chrome plate



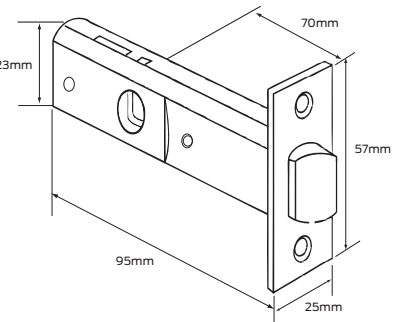
Passage latch

70mm backset
Finish: Satin stainless steel



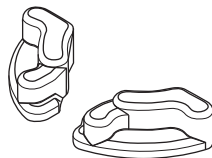
Privacy latch

70mm backset
Finish: Satin stainless steel



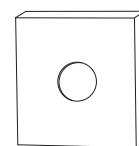
Dummy trim fixing kit

Allows conversion of lever furniture to dummy trim function.
One kit required per lever

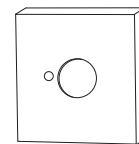


Square rose caps

Turn round rose furniture into square rose furniture
Finish: Satin chrome plate



PASSAGE



PRIVACY

Universal rebate kit

Finish: Satin chrome plate

